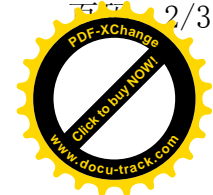




## 2005年英国大学电子工程学Electrical and electronic engineering专业排名

Overall		TQA		RAE	A Levels	Destinations	Score
1	Southampton	24	5*	A	25.8	84	100.0
2	Bristol	24	5	A	26.6	88	98.8
3	Imperial College	24	5	B	29.5	84	97.9
4	Cambridge	23	5*	A		92	97.1
5	Queens, Belfast	24	5	A	25.0	84	96.9
6	Sheffield	24	5*	B	24.3	78	95.6
7	Edinburgh	E	5*	B	25.8	94	95.1
8	Surrey	23	5*	A	21.1		94.4
9	York	24	3a	A	24.0	84	91.0
10	Birmingham	24	5	C	21.0	88	90.9
11	University College	22	5	A	26.7	80	89.3
12	Essex	24	5	B	17.4	78	89.1
13	Strathclyde	E	5	B	22.6		88.4
14	Loughborough	22	5	B	22.7	90	87.6
15	Manchester	22	5*	B	22.0	72	85.1
16	Leicester		5	A	17.5		85.0
17	Leeds	23	5*	D	20.8	82	83.5
18	Nottingham	22	4	A	21.7	78	83.1
19	Warwick	21	5	B	22.5	86	82.7
20	Hull	24	4	C	12.6	82	82.4
21	Newcastle	21	5	A	21.5		82.3
22	Heriot-Watt	E	4	B	18.0		82.2
23	Reading	21	5	B	22.6	82	81.7
24	Cardiff	E	5	A	20.9	52	81.1
25	Liverpool	21	5	A	17.7	84	81.0
26	Sussex	21	5	B	20.4	76	78.9
27	Lancaster		4	B	18.7	78	77.5
28	Huddersfield	24	3b	F	15.0	82	75.2
29	Swansea	E	4	C	17.4	62	75.0
30	Aston	21	5	C	18.3	76	74.8
31	Brunel	21	5	B	19.3	58	73.8
32	Bath	20	4	C	21.7	84	73.1
33	Kent	21	4	C	17.8	72	71.6
34	Aberdeen	S	4	C	17.8	94	71.4
35	Glasgow	S	5	B	21.1	62	70.2
36	Cranfield				22.4	96	69.2
37	City	21	3a	C	10.2	88	69.1
38	King's	20	5	D	20.7	72	68.2



Rank	College	Score	Grade	Score	Score	Score
39	London Northumbria	22	3b	C	8.0	74 66.2
40	Ulster	20	3b	A	13.4	82 66.1
41	Bangor	S	4	B	15.0	68 65.6
42	Queen Mary	21	3a	B	15.8	52 65.5
43	Bradford	21	4	E	17.5	66 64.5
44	Robert Gordon	S	3b	D	15.3	92 63.9
45	Westminster	21	4	D	12.0	64 63.4
46	West of England	21			18.3	74 63.2
47	Brighton	20	3b	C	14.3	76 62.9
48	Glamorgan	E			9.8	66 62.2
49	Teesside	21			13.6	80 61.9
50	Nottingham Trent	20	3a	E	15.0	80 61.8
51	Dundee	S				94 59.7
52	Staffordshire	20	3b	A	14.5	52 59.3
53	De Montfort	19	3a	C	14.5	64 58.1
=54	Hertfordshire	20	3a	D	10.7	60 56.4
=54	Manchester Metropolitan	21			14.4	56 56.4
56	Portsmouth	20	2	E	12.3	68 55.6
57	Coventry	18	3a	C	12.2	70 54.3
=58	Paisley	S	3a	C	11.0	48 54.0
=58	Glasgow Caledonian	S	2	C	11.5	62 54.0
60	Bournemouth	19			14.5	74 53.3
61	Bolton	20			9.7	70 53.2
62	Institute Derby	19			14.5	70 52.3
63	Liverpool John	18	3a	D	11.4	72 52.2
64	Plymouth	18	4	E	13.2	72 51.9
65	London South Bank	19	4	D	7.0	58 51.2
66	Greenwich	17	3a	B	11.6	66 51.1
67	Oxford Brookes	19				70 50.3
68	Abertay Dundee	S			13.0	50 48.4
69	Anglia	19	2	C	9.0	52 48.0
70	Central England	19			10.5	60 47.4
71	Sheffield Hallam	18			13.0	64 46.1
72	Leeds Metropolitan	17	3b	C	14.9	52 45.8
73	Napier	S			5.1	56 45.1
74	Northampton	18			12.5	
75	Central Lancashire	15	3a	E	12.7	64 37.3
76	East London	15	2	D		40 25.9



英国大学排名

返回首页



【 关闭本页 】